








Platz	Start Nr.	Name	Verein	Jg.	Note								Gesamt
						Boden	Pflz	Ringe	Sprung	meth.	Barren	Reck	
1 .	01	Heller, Moritz	TSV Unterföhring	2013	D:	10,500	10,000	10,700	10,000	10,000	10,500	10,200	54,525
					E:	1,350	1,000	0,950	1,300	1,450	1,000	1,700	
					F:	9,150	9,000	9,750	8,700	8,550	9,500	8,500	
2 .	05	Harms,John	TSV Lenting	2013	D:	10,500	10,000	10,200	10,000	10,000	10,200	10,000	52,825
					E:	1,350	2,500	1,200	1,000	1,050	1,050	0,950	
					F:	9,150	7,500	9,000	9,000	8,950	9,150	9,050	
3 .	10	Zaksauskas, Joris	TSV Pfuhl	2013	D:	10,500	10,000	10,200	10,000	10,000	10,200	10,200	52,275
					E:	2,600	0,500	0,900	1,100	1,550	1,650	1,850	
					F:	7,900	9,500	9,300	8,900	8,450	8,550	8,350	
4 .	03	Weich, Joschua	TSV Unterföhring	2013	D:	10,500	10,000	10,200	10,000	10,000	10,700	10,000	50,625
					E:	2,450	0,700	1,550	1,500	1,250	2,500	2,200	
					F:	8,050	9,300	8,650	8,500	8,750	8,200	7,800	
5 .	06	Hein, Jonathan	TSV Lenting	2013	D:	10,500	10,000	10,500	10,000	10,000	10,200	10,200	48,625
					E:	3,250	3,000	1,300	0,800	1,150	2,900	1,350	
					F:	7,250	7,000	9,200	9,200	8,850	7,300	8,850	
6 .	09	Rauscher, Julian	TSV Pfuhl	2013	D:	9,000	10,000	10,700	10,000	10,000	10,200	10,200	48,475
					E:	2,800	2,100	1,100	0,900	0,950	1,700	3,000	
					F:	6,200	7,900	9,600	9,100	9,050	8,500	7,200	
7 .	11	Kattner, Luke	KTV Ries 1987	2013	D:	8,500	10,000	10,700	10,000	10,000	10,200	10,200	42,100
					E:	3,750	3,500	1,500	1,950	1,250	3,400	3,750	
					F:	4,750	6,500	9,200	8,050	8,750	6,800	6,450	
8 .	02	Krabisch, Matteo	TSV Unterföhring	2013	D:	10,500	10,000	10,200	10,000	10,000	10,200	10,200	41,675
					E:	3,600	5,500	2,000	1,350	1,400	3,600	3,350	
					F:	6,900	4,500	8,200	8,650	8,600	6,600	6,850	
9 .	07	Kochendörfer, Maximilian	TSV Lenting	2013	D:	9,000	10,000	10,000	10,000	10,000	10,200	10,200	41,425
					E:	3,400	5,000	1,600	2,450	2,300	2,350	3,250	
					F:	5,600	5,000	8,400	7,550	7,700	7,850	6,950	
10 .	08	Zettl, Johannes	TSV 1860 Mühldorf	2013	D:	8,500	8,000	10,000	10,000	10,000	10,200	10,000	40,475
					E:	3,250	5,000	1,800	0,800	1,050	2,200	3,050	
					F:	5,250	3,000	8,200	9,200	8,950	8,000	6,950	
11 .	04	Bremberger,Felix	TSV Lenting	2013	D:	10,500	8,000	10,200	10,000	10,000	9,500	8,700	34,950
					E:	3,300	1,700	2,500	10,000	1,500	3,750	4,950	
					F:	7,200	6,300	7,700	0,000	8,500	5,750	3,750	